

Sub Sector	Objective
Manufacturing (Metal and Processing)	To strengthening the MIDCs in the district
	To provide more lands to MIDCs in areas of mineral deposits
	To ensure industries have easy access to resources like energy, water, etc.

(Manufacturing) One Year Action Plan		
Existing and Approved Scheme		
Speccific Interventions Required	Mapping of Existing and approved Schemes/ Programmes That may address the specific intervention required.	Current FY Budget allocation
Fulfill demand to establish MIDC areas in Kurkheda (16.48 Hectare), Dhanora (11.80 Hectare) and Aheri (9.20 Hectare)	Notifying a single window clearance system at district level for large scale projects, MIDC Act 1962	NA
Solar power projects for MIDC, Meet 24 by 7 electricity and water availability in MIDC area.		

Average Budget utilization in the last 3 FYs(%)	Financing Gap estimated for Intervention	Financing Source For the gap estimated	Employment Potential
NA	NA	NA	5000

Sub Sector	Objective	Specific Interventions Required
Mining and Quarrying	To develop a dedicated documentation to attract mining and related investments	atleast one lab for metal testing, Establishment of body that can reduce conflict between local people and industries.
	To promote ease of doing mining businesses	Initiating a Land Pool exercise for development of Mining and allied business development.

(Mining & Quarrying) Annual Action Plan	
Existing and Approved Scheme	
Mapping of Existing and approved Schemes/ Programmes That may address the specific intervention required.	Current FY Budget allocation
Pradhan Mantri Khanij Kshetra Kalyan Yojana (PMKKKY) (https://pib.gov.in/newsite/PrintRelease.aspx?relid=126983)	92 Cr.

Average Budget utilization in the last 3 FYs(%)	Financing Gap estimated for Intervention	Financing Source For the gap estimated	Employment Potential
20%	NA	District Mining Fund	10000

Annual Action Plan

Sr. No	Sub Sector	Objective	Speccific Interventions Required	Mapping of Existing and approved Schemes/ Programmes That may address the specific intervention required.
1	Tourism	To develop Gadchiroli as tourist site,	Establish at least one MTDC rest house at subdivision of district.(total number =2)	PRASHAD Schemes, SWADESH Darshan Schemes, DPC Funds, Central Financial Assistance To Information Technology (IT) - Majority of ASI & Pilgrimage tourism sites will be located in forest area. In order to develop tourism infrastructure state government should issue guidelines for land clearance and other

Current FY Budget allocation	Average Budget utilization in the last 3 FYs(%)	Financing Gap estimated for Intervention	Financing Source For the gap estimated	Employment Potential
10.72 Cr.	100%	Approx 12 Cr.	DPC, State support in the form special provision	1000

[illegible]

[illegible]

[illegible]

[illegible]

[illegible]

[illegible]

[illegible]

[illegible]

[illegible]

[illegible]

[illegible]

[illegible]

[illegible]

[illegible]

[illegible]

[illegible]

[illegible]

[illegible]

[illegible]

[illegible]

[illegible]

[illegible]

[illegible]

(Financial Services)

Speccific Interventions Required
At least 20% annual completion of circle-level campaigns in the district.
Establishment of a financial inspection body that can help to periodically inspect the uses of financial capital.
Need urgent network connectivity in Etapalli, Mulchera and Shironcha Taluka.

At least 20% annual completion of circle-level campaigns in the district.

Establishment of a financial inspection body that can help to periodically inspect the uses of financial capital.

Need urgent network connectivity in Etapalli, Mulchera and Shironcha Taluka.
--

[illegible]

[illegible]

This image shows a full page of white paper with horizontal grey ruling lines. The lines are evenly spaced and run across the width of the page. There is no text or other markings on the paper.

[illegible]

[illegible]

[illegible]

[illegible]

[illegible]

[illegible]

[illegible]

[illegible]

[illegible]

[illegible]

[illegible]

[illegible]

This image shows a full page of white paper with horizontal grey ruling lines. The lines are evenly spaced and run across the width of the page. There is no text or other markings on the paper.

[illegible]

[illegible]

This image shows a full page of white paper with horizontal grey ruling lines. The lines are evenly spaced and run across the width of the page. There is no text or other markings on the paper.

[illegible]

[illegible]

[illegible]

This image shows a single sheet of white paper with horizontal grey ruling lines. The lines are evenly spaced and run across the width of the page. There is no text or other markings on the paper.

[illegible]

[illegible]

[illegible]

[illegible]

[illegible]

[illegible]

[illegible]

[illegible]

[illegible]

[illegible]

[illegible]

[illegible]

[illegible]

[illegible]

[illegible]

[illegible]

[illegible]

[illegible]

[illegible]

[illegible]

[illegible]

[illegible]

[illegible]

Financing Gap estimated for Intervention	Financing Source For the gap estimated	Employment Potential
Loss & Profit Account	Loss & Profit Account	350

[illegible]

[illegible]

[illegible]

[illegible]

[illegible]

[illegible]

[illegible]

[illegible]

[illegible]


[illegible]


[illegible]


[illegible]


[illegible]


[illegible]






























































[illegible]

[illegible]

[illegible]

[illegible]

[illegible]

[illegible]

[illegible]

[illegible]

[illegible]

[illegible]

[illegible]

[illegible]

[illegible]

[illegible]

[illegible]

[illegible]

[illegible]

[illegible]

[illegible]

[illegible]

[illegible]

[illegible]

[illegible]

[illegible]

Sr. No.	Sub Sector	Objective	Speccific Interventions Required
1	Crop	Promotion of local varieties of rice	to establish atleast 2 market that can promate local varieties. Estimated annual growth of rice production should be more than 10 %
		Improving the storage capacity in the district	
		To promote the cultivation of fruits, vegetables, etc.	Taluka level horticulture based processing units that can reduce loss of farmers
		To promote multi-cropping methods through IEC and training	
		To exercise large area certification for organic farming	for local varieties of organic crops GI tags should be provided.
		To improve the area under irrigation	out of all proposed check dams 30 % should be completed in first year.
		To provide financial support to FPO	Collective financial management should be needed at FPOs

Agriculture Annual Action Plan

Mapping of Existing and approved Schemes/ Programmes That may address the specific intervention required.	Current FY Budget allocation	Average Budget utilization in the last 3 FYs(%)	Financing Gap estimated for Intervention
Schemes Not Mention Yet.	Budget received so far 3,91,40,142. Budget allocated by central and state administrations 5,41,72,385.	100%	Nil
LOANS TO WAREHOUSES, COLD STORAGE AND COLD CHAIN INFRASTRUCTURE (https://www.nabard.org/content1.aspx?id=571&catid=8&mid=8)			
1) Integrated Horticulture Development Program. (https://pib.gov.in/PressReleasePage.aspx?PRID=1842773)			
1) Soil Health Card Schemes. 2) Paramparagat Krushi Vikas Yojana (https://pib.gov.in/PressReleasePage.aspx?PRID=1739994) 1) Dr. BAKSY For SC Beneficiaries 3) BMKKY For ST Beneficiaries. 4) Rashtriya Krushi Vikas Yojana 5) PMKSY			
1) Integrated Horticulture Development Program. (https://pib.gov.in/PressReleasePage.aspx?PRID=1842773)			
SMART, MAGNET			

Financing Source For the gap estimated	Employe ment Potential
DPC, State and Central schemes for agriculture	40200

			(Fishi
Sector	Sub Sector	Objective	Speccific Interventions Required
Agriculture & Allied Sector	Fisheries and Aquaculture	To suffice the seed demand of beneficiaries	Developing Fish Seed Centre in Gadchiroli
		To provide market linkage for fish production	Marketing and Fish Transportation Facilities
		To improve community participation to have economic gains from fisheries	Formation of Fish Farming Producer Organisation and inclusion of SHGs

ng & Aquaculture) Annual Action Plan			
Existing and Approved Scheme			
Annual Action Plan			
Mapping of Existing and approved Schemes/ Programmes That may address the specific intervention required.	Current FY Budget allocation	Average Budget utilization in the last 3 FYs(%)	Financing Gap estimated for Intervention
1) Banking Loan Issue, Schemes Subsidies Issue, Addition of District New Scheme, Need For Laboratory,	DPC - 20 Lakh	76%	2 Cr.
1) Lack of Retail Fish Market, Ice Box Facilities for Retailers, Medium Size Vehicle,	Tribal Department - 20 Lakh		
1) Pradhan Mantri Matsya Sampada Yojana 2) District Level Schemes For - Fishries Requisites, Establishment of Fish Seed Farm	PMMSY - 96 Lakh		

--

Financing Source For the gap estimated	Employe ment Potential
Through Current Schemes.	2200

Sub Sector	Objective	Speccific Interventions Required
Livestock	To bring more production varieties in district	Improving the success rate of artificial insemination and conducting IEC (Establishment of veterinary healthcare centers at circle level)
	To boost the milk production and harness economic gains out of it	atleast two village based milk collection centers in district.
	To suffice the fodder demand in the district	Accelerated Fodder Development Project
	Income generating activity	periodic check ups of goattery & poultry units and yearly vaccination

(Livestock) 1 Year Action Plan			
Existing and Approved Scheme			
Mapping of Existing and approved Schemes/ Programmes That may address the specific intervention required.	Current FY Budget allocation	Average Budget utilization in the last 3 FYs(%)	Financin g Gap estimat ed for Interven tion
1) Milk Animal Distribution Scheme 2) Fodder Seeds Distribution Scheme 3) Rashtra Gokul Mission 4) National Livestock Mission 5) Livestock Health & Disease Control 6) National Programme for Dairy Development 7) Livestock Survey & Integrated Sample Survey 8) National Animal Disease and Control Programme 9) Dairy Infrastructure Development Fund 10) Animal Husbandary & Infrastructure Fund 11) Supporting Dairy Cooperatives Farmer Producer Organisation. For reference: (https://dahd.nic.in/schemes-programmes)	18 lac	100	NA
District Planning Committee	NIL	NIL	NIL
District Planning Committee	10 lac	100	NA
1)Goat unit (10+1) supply,(2)poultry shed constuction scheme(3)pullet distribution scheme	95 lac	100	NA

Financing Source For the gap estimated	Employment Potential
District Planning Committee	2650
NIL	
District Planning Committee	
District Planning Committee	

Annual Action Plan Forestry & Logging			
Sub Sector	Objective	Specific Interventions Required	Mapping of Existing and approved Schemes/ Programmes That may address the specific intervention required.
Forestry and Logging	To promote forest based sustainable livelihood	Gadchiroli District Minor Forest Produce Federation (20 % progress). At least 2 forest based markets in the district.	1) Government regulation for registration of federation. 2) Need For Decentralization System.Schemes 1) FLCS, 27 organisation registered the DDR. 2) Nursery & Plantation Activities.
	To ensure ease of permissions in forest area	Single Window Clearance System	Schemes-1) Shyama Prasad Mukharji Solar Fencing Scheme. 2) Compensation for wild animal attach and for Crop Compensation with Damage.
	To elevate the economic state of Gramsabha with CFR	Carbon Credit as MFP	Develop a policy at state level for Carbon Credit and announce it as a MFP

Current FY Budget allocation	Average Budget utilization in the last 3 FYs(%)	Financing Gap estimated for Intervention	Financing Source For the gap estimated	Employment Potential
1) DPC Scheme Budget 5 Cr.2) State Level Schemes Budget 8.57 Cr. 3) Central Level Schemes Budget - 0.81 Cr.	1) DPC - 85% 2) State - 83% 3) Central - 100%	NA	NA	2387771 (Mandays)